
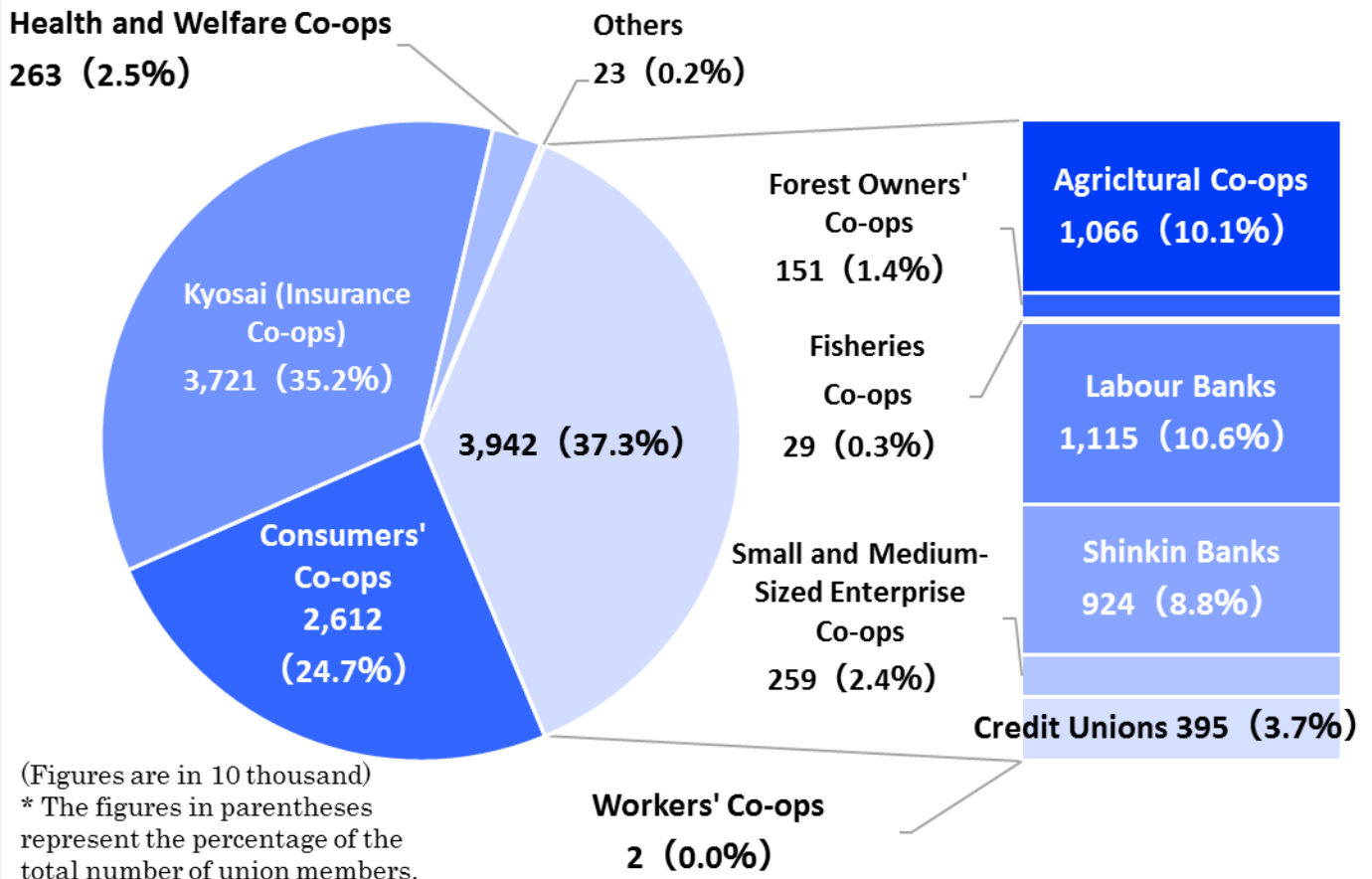



# Japanese Cooperatives by the Numbers

## Members

Over  
**105 million**

(Multiple members are recorded in duplicate.)



## Officers and Employees

**580 thousand**

Whole  
business



Value added

**JPY 5.6 trillion**

\*value added = sales – total cost + total salary + taxes and public charges

Facilities



Facilities available to  
Members

**36 thousand**

Purchasing  
business



Food and Daily Goods

**JPY 4 trillion**

Purchasing  
business



Production Materials for  
Agriculture, Forestry and  
Fisheries

**JPY 2 trillion**

Sales  
business



**More than Half of**  
domestic agriculture, forestry  
and fisheries output is shipped  
and sold through cooperatives.

Kyosai  
(Cooperative  
Insurance)



Cooperatives' Share of  
the Insurance Market

**14%**

Credit  
business



**23%** of domestic  
deposits and savings

Credit  
business



Bank Loans

**JPY 149 trillion**

**Japan Co-operative Alliance (JCA)**

<https://www.japan.coop/>